

Scaled data based on original data using
LM-79-08 Approved Method: Electrical and Photometric Measurements of Solid-
State Lighting Products

Test Report Prepared for
Cooper Lighting Solutions
(formerly Eaton)

Brand: STREETWORKS

Report Number: P253926

Luminaire Tested: **LXF.LXT-AF24-50-D-U-SL3-7030**

Issue Date: 3/3/2020

Test Information

Test Method: LM-79-08
Report Number: P253926
TEST IS SCALED FROM IESNA LM-79-08 TEST DATA (G2-1806-803-14-90°)
Test Lab: INNOVATION CENTER(G2)
Issue Date: 3/3/2020
Manufacturer: COOPER LIGHTING SOLUTIONS (FORMERLY EATON)
Product Line: STREETWORKS
Catalog Number: LXF.LXT-AF24-50-D-U-SL3-7030
Description: DECORATIVE POST TOP LUMINAIRE
(1) 70 CRI, 3000K, 670mA LIGHT ENGINE WITH 24 LEDS AND TYPE III SPILL
LIGHT ELIMINATOR OPTICS
PHOTOMETRIC DATA REPORTED FOR LOWER HEMISPHERE ONLY. MINIMAL LIGHT IN
UPPER HEMISPHERE NOT REPORTED TO PROVIDE RELEVANT COMPARISON TO
COMPETITIVE OFFERINGS.
Light Source: -
Ballast/Driver: ELECTRONIC DRIVER

Summary

Lumens per Lamp: N/A
Luminaire Lumens: 5298 lumens
Efficiency: N/A
Efficacy: 98.1 lumens/watt
Luminous Opening: Rectangular (W 1.17' x L: 1.17' x H: 0')
IES Classification: Type III - Medium - Non-Cutoff
BUG Rating: B1 - U0 - G2

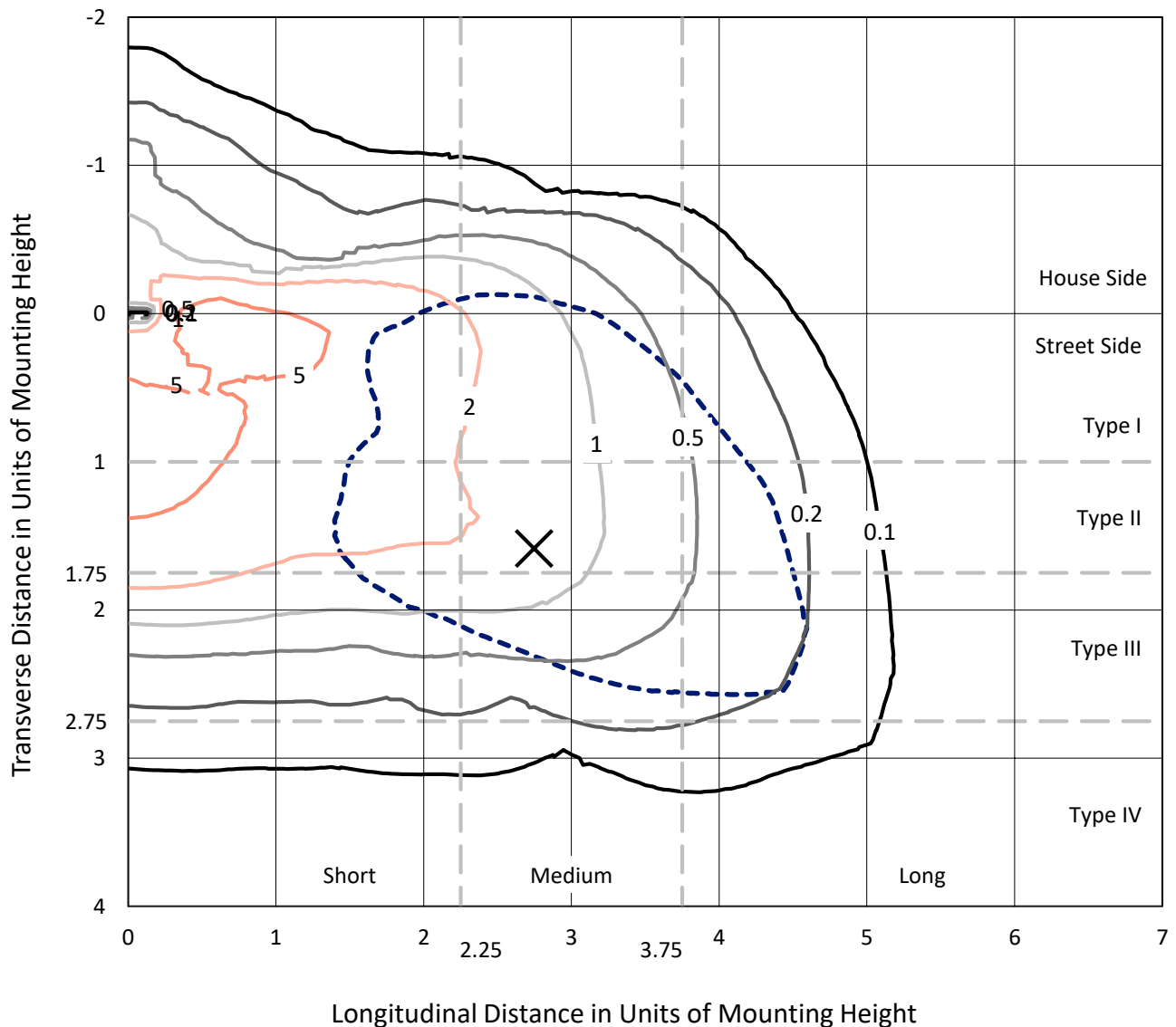
Input Watts (W): 54
Input Voltage (V): NR
Input Current (Ain): NR
Voltage Rise (V): NR
Power Factor: NR
Total Harmonic Distortion (THDi): NR
Frequency (hertz): 60
Stabilization Time: NR
Operation Time: NR
Ambient Temperature (°C): NR
Test Distance: 28.75 FT



REPORT NUMBER: P253926
 CATALOG NUMBER: LXF.LXT-AF24-50-D-U-SL3-7030

Iso-Footcandle Lines of Horizontal Illumination

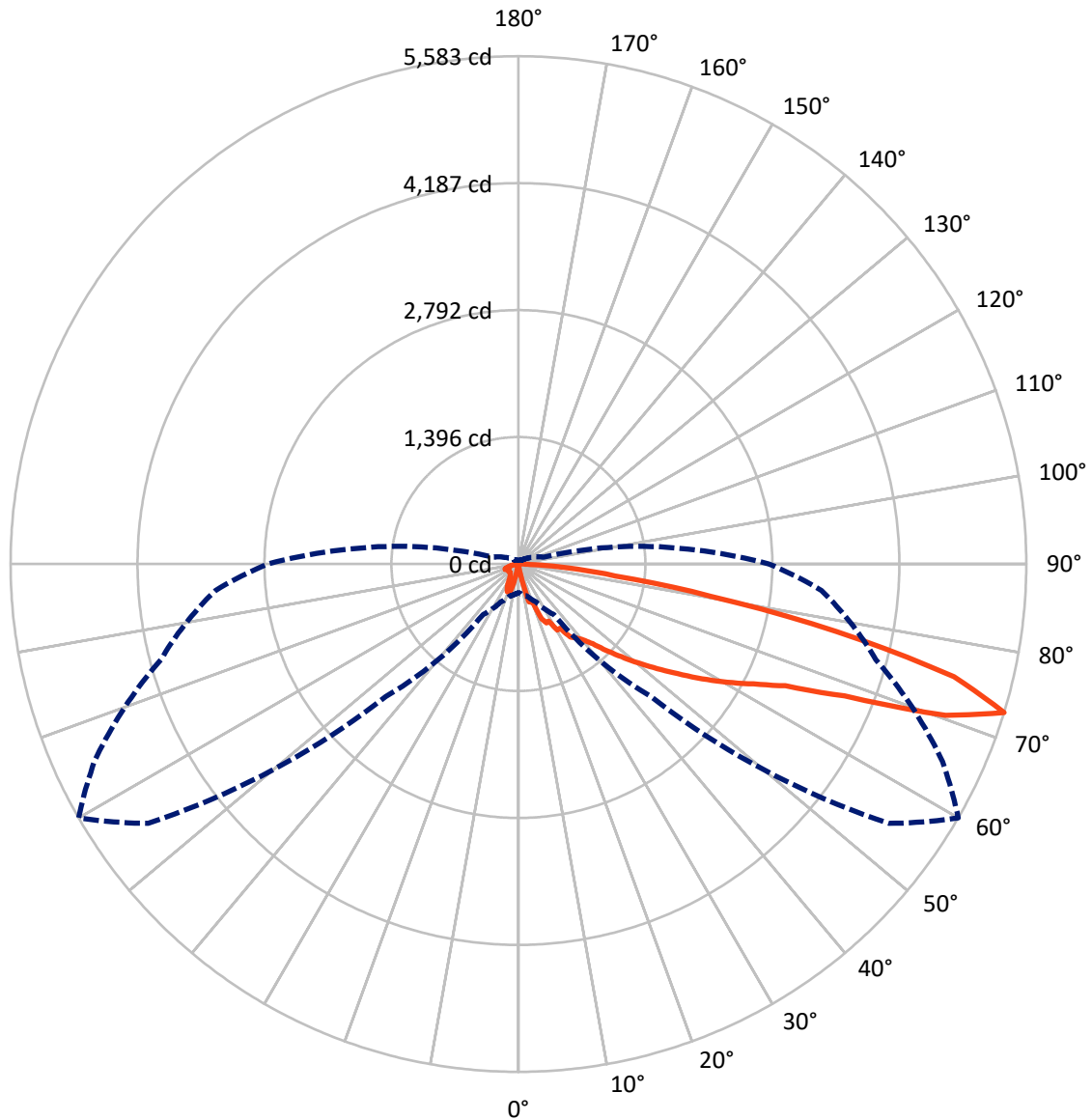
× Max cd
 - - - 1/2 Max cd



Based on 10 foot mounting height. Maximum calculated value = 7.9 fc
 Type III - Medium - Non-Cutoff

REPORT NUMBER: P253926
CATALOG NUMBER: LXF.LXT-AF24-50-D-U-SL3-7030

Luminous Intensity Polar Plot



— Vertical Plane Through 60-Deg Lateral - - - Horizontal Cone Through 72.5-Deg Vertical

REPORT NUMBER: P253926

CATALOG NUMBER: LXF.LXT-AF24-50-D-U-SL3-7030

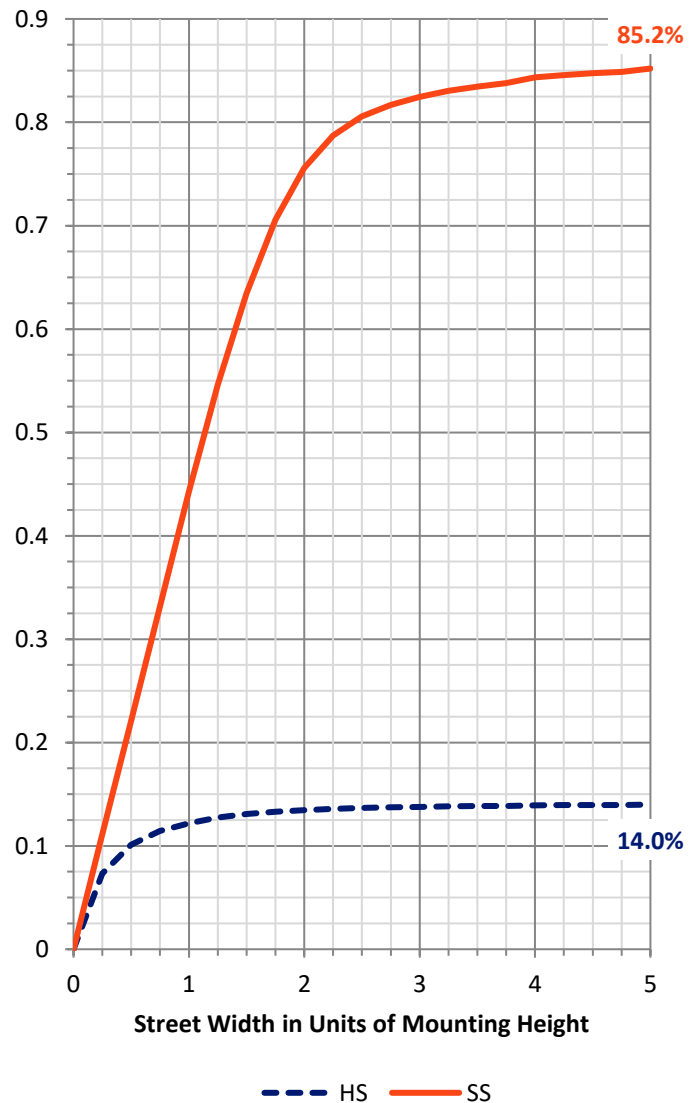
FLUX DISTRIBUTION:

		Downward	Upward	Total
House Side	Lumens	748.3	0.0	748.3
	% Fixture	14.1	0.0	14.1
Street Side	Lumens	4549.6	0.0	4549.6
	% Fixture	85.9	0.0	85.9
Total	Lumens	5298.0	0.0	5298.0
	% Fixture	100.0	0.0	100.0

Coefficient of Utilization

ZONAL LUMENS:

Zone	Lumens	% Fixture
0°-10°	6.6	0.1
10°-20°	79.7	1.5
20°-30°	228.7	4.3
30°-40°	444.0	8.4
40°-50°	747.4	14.1
50°-60°	1137.5	21.5
60°-70°	1410.5	26.6
70°-80°	1092.0	20.6
80°-90°	151.6	2.9
90°-100°	0.0	0.0
100°-110°	0.0	0.0
110°-120°	0.0	0.0
120°-130°	0.0	0.0
130°-140°	0.0	0.0
140°-150°	0.0	0.0
150°-160°	0.0	0.0
160°-170°	0.0	0.0
170°-180°	0.0	0.0
0°-90°	5298.0	100.0
0°-180°	5298.0	100.0



REPORT NUMBER: P253926

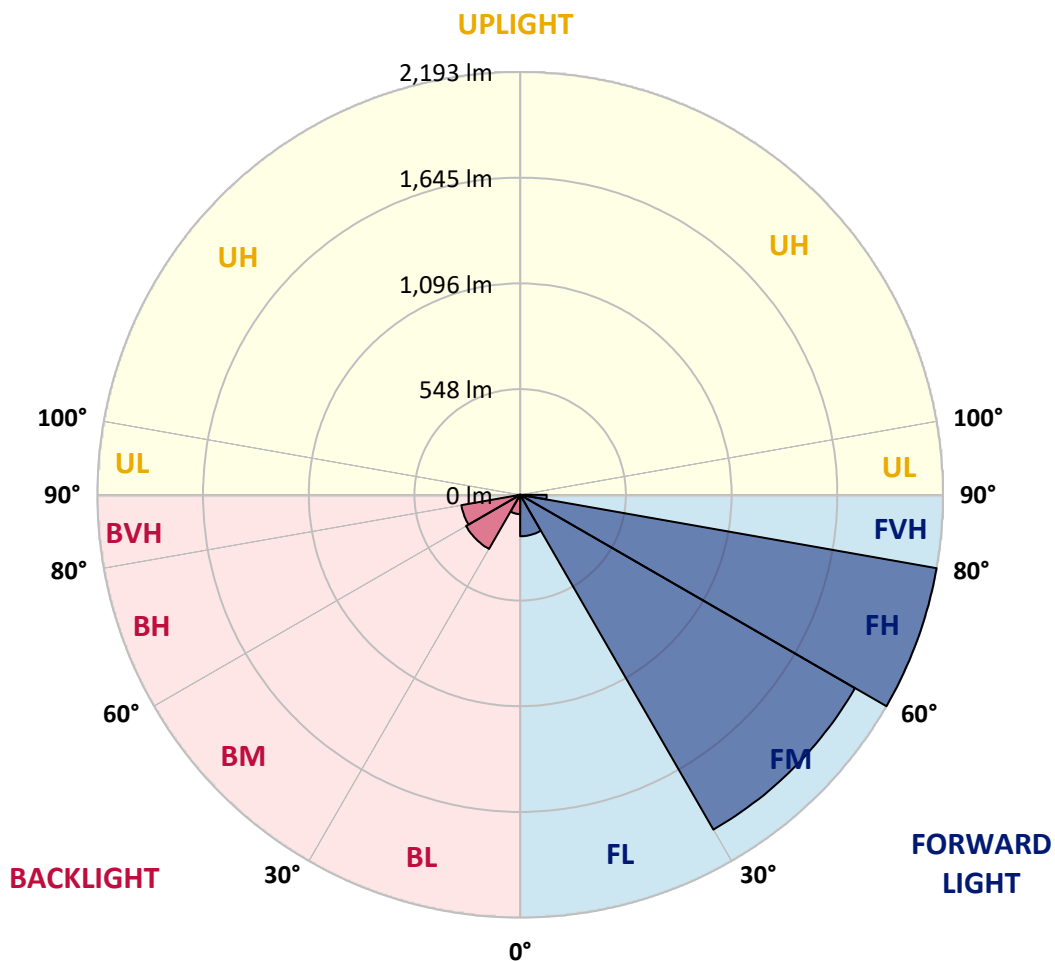
CATALOG NUMBER: LXF.LXT-AF24-50-D-U-SL3-7030

LUMINAIRE CLASSIFICATION SYSTEM LUMEN TABLE AND BUG RATING:

Zone		Lumens	% Fixture	Zone Rating/Lumen Limit		
				B	U	G
FL	(0°-30°)	214.8	4.1			
FM	(30°-60°)	2004.8	37.8			
FH	(60°-80°)	2192.8	41.4			G2/5000
FVH	(80°-90°)	137.3	2.6			G2/225
BL	(0°-30°)	100.2	1.9	B0/110		
BM	(30°-60°)	324.1	6.1	B1/1000		
BH	(60°-80°)	309.7	5.8	B1/500		G1/500
BVH	(80°-90°)	14.4	0.3			G1/100
UL	(90°-100°)	0.0	0.0		U0/0	
UH	(100°-180°)	0.0	0.0		U0/0	

BUG Rating: B1-U0-G2

Type III Medium





REPORT NUMBER: P253926

CATALOG NUMBER: LXF.LXT-AF24-50-D-U-SL3-7030

CANDELA DISTRIBUTION (FULL):

	0°	5°	15°	25°	35°	45°	55°	60°	65°	75°	85°
0°	0.0	0.0	0.0	0.0	0.0	0.0	0.0	0.0	0.0	0.0	0.0
2.5°	0.0	0.0	0.0	0.0	0.0	0.0	0.0	0.6	0.6	0.6	0.6
5°	78.7	100.1	73.2	26.2	18.1	4.4	1.2	1.2	1.2	1.2	0.6
7.5°	231.4	228.4	228.9	231.4	234.0	212.7	22.5	6.9	2.5	1.8	0.6
10°	222.7	220.8	220.8	223.3	225.2	227.7	230.2	92.6	17.5	3.2	1.8
12.5°	411.1	408.5	390.4	245.2	223.3	222.7	225.8	196.4	145.1	21.3	56.3
15°	396.6	394.8	395.9	406.0	401.0	229.6	320.9	427.9	449.2	310.3	369.8
17.5°	404.2	402.8	386.6	391.5	397.8	460.4	449.8	441.6	450.3	324.6	373.4
20°	549.2	546.8	545.5	428.6	390.9	539.2	485.4	442.3	459.8	693.7	678.7
22.5°	543.6	541.1	536.1	538.0	610.5	520.5	544.2	653.7	671.2	773.8	708.8
25°	721.8	718.2	570.6	538.6	609.3	544.8	698.7	718.2	690.0	778.8	743.2
27.5°	787.5	776.3	735.7	709.4	611.8	691.3	681.2	708.8	868.3	1030.9	995.3
30°	1050.3	1011.5	806.4	793.9	718.2	693.7	751.2	840.7	915.8	1026.5	1022.7
32.5°	1222.9	1173.6	1074.0	923.9	835.1	733.7	825.8	843.3	898.3	1283.0	1279.2
35°	1499.5	1451.3	1187.3	1097.8	959.0	890.8	845.7	986.5	1059.7	1339.9	1323.6
37.5°	1558.2	1546.3	1473.8	1247.3	1114.1	984.7	990.9	1030.4	1100.4	1423.7	1394.3
40°	1593.9	1599.5	1609.5	1438.7	1257.3	1133.4	1084.1	1096.0	1163.5	1526.4	1473.8
42.5°	1719.6	1724.0	1742.8	1568.9	1452.5	1303.7	1228.6	1197.3	1248.7	1649.6	1587.0
45°	1953.5	1941.7	1939.3	1708.4	1592.0	1461.9	1399.4	1353.7	1368.0	1773.4	1735.2
47.5°	2248.9	2198.9	2120.6	1859.8	1728.4	1621.4	1574.5	1523.8	1504.5	1929.8	1919.1
50°	2471.6	2416.5	2258.8	2004.3	1846.6	1782.2	1762.8	1709.1	1683.3	2113.1	2123.1
52.5°	2515.9	2486.5	2323.3	2094.9	1944.2	1941.1	1957.4	1909.2	1862.3	2292.0	2325.8
55°	2464.1	2447.2	2343.3	2153.7	2030.6	2099.3	2165.1	2125.6	2058.1	2463.5	2519.7
57.5°	2356.5	2345.8	2326.4	2203.2	2093.7	2243.8	2406.6	2381.6	2298.3	2643.0	2682.4
60°	2122.5	2131.8	2187.0	2186.3	2190.6	2404.6	2659.3	2637.9	2542.9	2809.4	2819.3
62.5°	1707.1	1745.3	1891.1	2036.8	2257.7	2646.7	2893.1	2901.9	2796.8	2986.4	2982.7
65°	1096.0	1176.6	1395.0	1730.2	2173.1	3022.0	3261.0	3225.4	3086.5	3183.4	3246.6
67.5°	579.3	617.5	749.4	1122.8	1862.9	3186.5	4089.9	3869.0	3571.9	3504.4	3535.6
70°	401.6	415.4	454.2	614.9	1162.8	2944.4	4901.8	4983.1	4368.8	3892.2	3617.6
72.5°	316.6	328.5	365.4	459.1	678.7	2060.0	4969.3	5583.0	5145.1	4069.3	3343.6
75°	217.1	239.6	290.3	394.8	604.3	964.0	4115.5	4945.0	4991.9	3755.1	2602.9
77.5°	108.8	112.0	134.5	302.7	572.4	658.1	2648.6	3574.4	3630.0	2684.8	1433.8
80°	87.6	88.8	95.0	128.8	492.3	671.8	1380.0	2146.3	1991.1	987.7	395.3
82.5°	53.7	59.4	74.4	82.0	220.8	633.0	735.0	1071.7	830.7	234.6	153.8
85°	26.9	32.6	53.2	60.1	91.3	751.2	603.0	549.9	390.9	104.5	60.1
87.5°	1.2	2.5	11.3	17.5	22.5	148.9	246.5	128.3	93.2	6.2	4.4
90°	0.0	0.0	0.0	0.0	0.0	0.0	0.0	0.0	0.0	0.0	0.0



REPORT NUMBER: P253926

CATALOG NUMBER: LXF.LXT-AF24-50-D-U-SL3-7030

CANDELA DISTRIBUTION (continued):

	90°	95°	105°	115°	125°	135°	145°	155°	165°	175°	180°
0°	0.0	0.0	0.0	0.0	0.0	0.0	0.0	0.0	0.0	0.0	0.0
2.5°	0.6	0.0	0.0	0.0	0.0	0.0	0.0	0.0	0.0	0.0	0.0
5°	0.6	0.6	0.0	0.0	0.0	0.0	0.0	0.0	0.0	0.0	0.0
7.5°	0.6	0.6	0.0	0.0	0.0	0.0	25.6	200.8	205.9	212.1	212.7
10°	1.8	1.8	1.2	1.2	0.6	192.1	205.2	203.3	199.5	197.6	197.6
12.5°	133.9	35.6	18.8	7.5	154.5	191.4	181.4	174.5	169.0	167.0	166.4
15°	363.4	353.5	304.7	305.3	158.9	169.0	152.6	218.9	220.8	217.1	215.2
17.5°	362.8	347.8	309.6	349.1	307.8	196.4	185.2	176.5	166.4	163.9	163.9
20°	672.5	628.0	481.1	332.8	262.1	259.6	153.3	133.9	139.6	189.6	192.7
22.5°	670.0	623.0	476.7	411.6	243.9	199.0	149.4	152.6	184.5	201.5	203.9
25°	790.7	625.5	482.9	348.4	247.2	160.2	160.7	145.1	166.4	187.1	188.9
27.5°	935.8	844.5	588.1	329.6	184.5	153.3	138.9	136.3	174.5	189.6	190.2
30°	930.3	823.3	543.6	274.0	150.1	132.6	123.9	143.2	152.6	163.3	164.6
32.5°	1194.8	1041.6	611.8	212.7	131.9	116.4	123.3	132.6	153.8	177.6	180.9
35°	1194.8	1019.6	519.2	195.1	124.4	116.4	117.0	133.3	144.5	163.9	166.4
37.5°	1222.3	1012.8	429.7	165.2	128.8	115.0	117.6	123.9	140.7	160.7	162.0
40°	1273.0	1022.1	350.9	148.3	126.4	114.5	113.8	122.6	129.5	143.9	143.9
42.5°	1358.7	1054.1	289.0	142.0	123.9	115.0	110.2	112.0	115.0	157.0	158.9
45°	1473.8	1116.6	246.5	140.1	122.6	110.7	101.4	101.9	105.1	187.1	194.6
47.5°	1613.3	1205.4	222.2	141.4	122.0	105.1	93.2	95.0	108.8	202.6	204.6
50°	1792.2	1309.9	212.1	143.2	121.4	98.3	89.5	103.8	120.0	185.7	182.0
52.5°	1964.8	1440.7	208.9	147.6	120.0	92.6	98.3	105.1	102.6	135.7	130.8
55°	2152.5	1588.8	208.9	149.4	115.0	96.3	90.6	82.6	81.3	98.3	96.3
57.5°	2322.1	1747.8	215.8	141.4	108.1	91.3	79.4	72.5	73.9	92.0	92.6
60°	2483.5	1903.0	257.1	131.3	104.5	83.1	74.4	69.5	71.9	93.9	93.2
62.5°	2676.1	2118.7	349.1	135.7	103.2	80.1	69.5	63.8	66.9	71.3	73.2
65°	2966.4	2369.7	414.7	161.3	108.1	76.9	63.2	60.6	61.3	60.6	61.3
67.5°	3187.8	2484.0	399.2	185.2	120.7	75.1	60.6	57.0	55.0	55.0	56.3
70°	3139.7	2316.4	340.4	192.1	121.4	73.2	57.0	51.9	50.0	50.0	50.7
72.5°	2751.1	1871.6	288.3	173.2	106.3	65.7	50.7	46.3	45.1	45.1	44.5
75°	2055.6	1241.0	242.1	143.9	85.1	55.0	43.8	40.7	39.5	39.5	38.8
77.5°	980.8	571.8	201.5	112.6	64.5	44.5	37.5	34.4	33.8	33.1	31.9
80°	314.6	252.7	142.0	81.3	48.2	35.1	30.0	28.2	27.6	26.9	24.4
82.5°	150.1	137.0	82.0	53.2	35.6	25.6	23.8	21.3	20.0	18.8	15.7
85°	54.4	55.0	33.8	21.9	15.7	6.9	15.0	11.9	11.3	8.7	5.0
87.5°	3.2	3.8	1.8	1.8	1.2	0.0	0.0	0.0	0.0	0.0	0.0
90°	0.0	0.0	0.0	0.0	0.0	0.0	0.0	0.0	0.0	0.0	0.0

(END OF REPORT)